

MODEL ET25 - Voltage Tester

3-wire AC Grounded Outlets: Insert probes into the hot (narrow) and neutral (wide) slots of the receptacle. Tester will glow on a live circuit. To check grounding, insert one probe into the hot (narrow) side and the other into the “U” shaped ground. Tester should glow.

2-wire AC Outlets: Insert probes into both slots of the receptacle. Tester will glow on a live circuit. To determine hot wire, insert one probe into one of the slots and touch the other probe to the metal mounting screw or metal plate. If the screw is grounded, the tester will glow when connected to the hot wire.

3-wire 220V AC Outlets: Test for normal (110V) glow between round slot (neutral) and either hot side. Test will glow brighter when placed across both hot sides (220V).

Specifications

Voltage Range: 80~250VAC/DC (50/60Hz)

Indoor use only; 7000 ft. (2000m) Altitude (maximum)

Operating Temperature: 23 ~ 104°F (-5 ~ 40°C)


Maximum Relative Humidity: 85% for temperature up to 88°F (31°C) decreasing linearly to 50% at 104°F (40°C)


Transient overvoltage according to INSTALLATION CATEGORIES (OVERVOLTAGE CATEGORIES) CAT II 300V

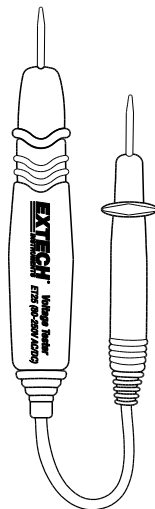
POLLUTION DEGREE 2; **ETL LISTED**

Cleaning: Wipe the surface of the test with a dry cloth

 Caution: Read Manual before using the meter

 Double insulation: Tester is protected throughout by double or reinforced insulation.

 Warning: Maximum range of this tester is 250V; it can indicate the presence of voltage 80~250V AC/DC; do not assume that no indication necessarily means a no-power condition. FLIR Systems, Inc. is not responsible for any injury or damages due to improper use of this tester.



Copyright © 2022 FLIR Systems Inc.

All rights reserved including the right of reproduction in whole or in part in any form
ISO-9001 Certified
www.extech.com